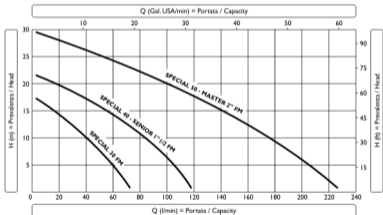




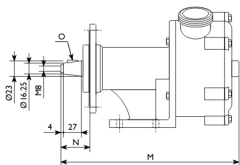
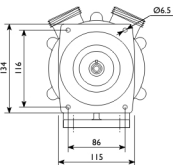
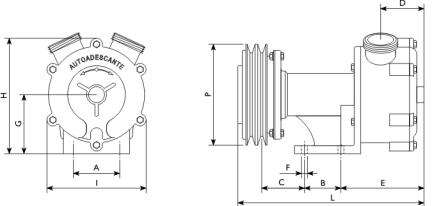
**SPECIAL 30-40-50 FM**



**SPECIAL SENIOR 1 1/2-MASTER 2 FM**



Tipo Type	Codice / Code		Materiale Material	Peso Weight	Giri/min Rpm	H (m) = Prevalenza / Head - Q (l/min) = Portata / Capacity										
	FM 12V	FM 24V				0	5	10	12	15	18	22	28	30	H	
<b>SPECIAL 30 FM</b>	51073033	51073034	Bronzo/Bronze	9,8 kg	1400	75	60	40	30	15	0					
<b>SPECIAL 40 FM</b>	51074033	51074034	Bronzo/Bronze	10,3 kg	1400	120	110	85	80	55	45	0				
<b>SPECIAL 50 FM</b>	51075033	51075034	Bronzo/Bronze	16,1 kg	1400	230	210	175	155	140	125	85	45	0		
<b>SP. SENIOR 1 1/2 FM</b>	60074033	60074034	Inox.AISI 316	10,4 kg	1400	120	110	85	80	55	45	0				
<b>SP. MASTER 2 FM</b>	60075033	60075034	Inox.AISI 316	16,2 kg	1400	230	210	175	155	140	125	85	45	0		



Raccordi  
Pipe fittings



Tipo Type	Raccordi Pipe fittings	Dimensioni (mm) / Dimensions (mm)													P	
		A	B	C	D	E	F	G	H	I	L	M	N	O		
SPECIAL 30 FM	Ø30 - Ø35	70	55	68	50	103	Ø8,5	89	175	150	265	245	41	4x6,5	UNIT 6005	Ø152x2A
SPECIAL 40 FM	Ø40 - Ø45	70	55	68	67	128	Ø8,5	89	175	150	288	268	41	4x6,5		Ø152x2A
SPECIAL 50 FM	Ø50	70	55	94	90	160	Ø9	107	210	185	345	325	41	4x6,5		Ø152x2A
SP. SENIOR 1" 1/2 FM	(")	70	55	68	76	138	Ø8,5	89	175	167	298	278	41	4x6,5		Ø152x2A
SP. MASTER 2" FM	(")	70	55	94	94	165	Ø9	107	210	205	350	330	41	4x6,5		Ø152x2A